

# DIPHANO



## Switch Rope

COLLECTION SHEET





Switch Rope takes indoor cosiness outside. Comfy cushions generously fill up the minimalistic frameworks, which are playfully entwined by thick outdoor ropes. Place Switch Rope next to modern architecture or in a rural environment: the seats always invite you to sink in deeply and bathe in the sun.











# collection overview

lounge chair



2,5-seater



lounger



double lounger



coffee table S



# technical information

## MATERIALS & COLOURS


 frame: pca | finishing: rope (30mm/1.18") | cushion set: fabric (FDF)




 frame: pca | fabric: textylene | cushion set: fabric (FDF)



 frame: pca | table top: teak slats (18mm/0.71")



 frame: pca | table top: ceramic (12mm/0.47")



## OPTIONS



protective  
cover



stackable  
seaters



stackable  
lounger



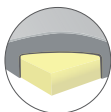
velcro fixation



waterproof

## FEATURES

## FOAM TYPE



**type 7**  
fabric + interliner  
+ indoor foam







# maintenance

## POWDERCOATED ALUMINIUM

Simply brush away loose dirt, rinse, and clean with a mild, lukewarm soapy solution. Rinse thoroughly and pat dry with a cloth.

## ROPE

Simply brush away loose dirt, rinse, and clean with a mild, lukewarm soapy solution. Rinse thoroughly and air dry.

## FABRICS

Simply brush away loose dirt. Spray on a cleaning solution of water and mild soap. Use a soft bristle brush to clean and allow cleaning solution to soak into the fabric. Rinse thoroughly until all soap residue is removed and allow to air-dry.



## NATURAL TEAK

Simply brush away loose dirt, rinse, and clean with a mild, lukewarm soapy solution. Rinse thoroughly and pat dry with a cloth. If the teak is 100% dry and free of dust, you can apply our Teak stain protector to make it repellent to water and moisture. Avoid the use of abrasive products and solvents and high pressure cleaning.



### **Teak stain protector**

Saturates teak to make it repellent to water and moisture. Helps to prevent stains (e.g. wine stains, barbecue stains...). Easy to apply. Transparent finishing.

## CERAMIC

Simply brush away loose dirt, rinse, and clean with a mild, lukewarm soapy solution or Ceramic cleaner. Rinse thoroughly and pat dry with a cloth.



### **Glass, ceramic, Trespa® cleaner & polisher**

Makes hard surfaces repellent to water, moisture and dirt. Cleans and removes stains without scratching using the included cloth.

# DIPHANO

OUTDOOR FURNITURE

[www.diphano.com](http://www.diphano.com)

Textielstraat 4 - 8790 Waregem - Belgium  
Tel. +32 (0)56 980 008 - [info@diphano.com](mailto:info@diphano.com)